

## 350Z Hydro Line kit Instructions

### IMPORTANT NOTES:


The abs module will need to be circumvented in order to run a pass-through hydraulic handbrake kit. There are a few options listed below;

- You can unplug the grey plug behind the abs module, but abs will never function per factory with that set up – YOU WILL LOSE YOUR SPEEDOMETER.
- You can break the filament in the ABS fuses. (make sure battery is disconnected)
- You can disconnect the wheel speed sensors (all 4)
- Your dash will always have 3 lights on; which are the vdc, slip, and abs light.
- You can still daily drive the car; HOWEVER, make sure you understand that the ABS must not be connected. When you switch the hard brake lines it will cause the abs module to lose control and potentially disable the brakes! This is very serious and you could potentially harm yourself and others on the road. If you will be daily driving the vehicle without abs, you should drive cautiously and within the limits of the law.


### **Install**


- The first step is to switch the brake lines coming out of the ABS pump as described below. You can bend the lines with a tool or by hand. The thread pitch is the same, just make sure you thread the line in straight or it will leak. Image 1 is a base model ABS module setup, while Image 2 is for the touring chassis. **DO NOT DRIVE THE CAR WITH ABS CONNECTED AT THIS POINT!**





- The next step will be to remove the line running from the master cylinder to the abs module and replace it with the Sikky lines running to the pass-through reservoir. Two diagrams are attached below to clarify how the lines are to be attached. Follow the diagram that matches your ABS module. The easiest way to route the lines is through a grommet just above the accelerator pedal mount. It can be pushed through just to the bottom left of the brake booster. It's the shortest distance and you avoid as much engine heat as possible.





- You'll want to sort out a solution to the ABS module at this point. Several options are listed in the important notes section in the beginning of the guide, but the list is not exhaustive. There are many ways to get around having an ABS module interfering with the pass-through hand brake.
- Finally, you'll want to bleed all four corners of the brake system, starting with the furthest caliper from the master cylinder, working your way to the driver side front. Make sure you use fresh brake fluid and check for leaks while bleeding your system. **BE SURE** to test your brakes and check for leaks before test driving the car!!